

This article was downloaded by:

On: 24 January 2011

Access details: *Access Details: Free Access*

Publisher *Taylor & Francis*

Informa Ltd Registered in England and Wales Registered Number: 1072954 Registered office: Mortimer House, 37-41 Mortimer Street, London W1T 3JH, UK



## Journal of Macromolecular Science, Part A

Publication details, including instructions for authors and subscription information:

<http://www.informaworld.com/smpp/title~content=t713597274>

### A NEW SYNTHETIC ROUTE TO POLY(SELENO-1,4-PHENYLENE) FROM SELENOANISOLE

Kenichi Oyaizu<sup>a</sup>; Youjiro Ikai<sup>a</sup>; Eishun Tsuchida<sup>a</sup>

<sup>a</sup> Department of Polymer Chemistry, Advanced Research Institute for Science and Engineering, Waseda University, Tokyo, Japan

Online publication date: 30 September 2001

**To cite this Article** Oyaizu, Kenichi , Ikai, Youjiro and Tsuchida, Eishun(2001) 'A NEW SYNTHETIC ROUTE TO POLY(SELENO-1,4-PHENYLENE) FROM SELENOANISOLE', Journal of Macromolecular Science, Part A, 38: 10, 1049 — 1057

**To link to this Article:** DOI: 10.1081/MA-100105965

**URL:** <http://dx.doi.org/10.1081/MA-100105965>

## PLEASE SCROLL DOWN FOR ARTICLE

Full terms and conditions of use: <http://www.informaworld.com/terms-and-conditions-of-access.pdf>

This article may be used for research, teaching and private study purposes. Any substantial or systematic reproduction, re-distribution, re-selling, loan or sub-licensing, systematic supply or distribution in any form to anyone is expressly forbidden.

The publisher does not give any warranty express or implied or make any representation that the contents will be complete or accurate or up to date. The accuracy of any instructions, formulae and drug doses should be independently verified with primary sources. The publisher shall not be liable for any loss, actions, claims, proceedings, demand or costs or damages whatsoever or howsoever caused arising directly or indirectly in connection with or arising out of the use of this material.

NOTE

## A NEW SYNTHETIC ROUTE TO POLY(SELENO-1,4-PHENYLENE) FROM SELENOANISOLE

Kenichi Oyaizu, Youjiro Ikai, and Eishun Tsuchida\*

Department of Polymer Chemistry, Advanced Research Institute for Science and Engineering, Waseda University, Tokyo 169-8555, Japan

*Key Words:* Aryl selenoxide; Polycondensation; Polyelectrolyte; Aryl selenide; Poly(arylene selenide)

### INTRODUCTION

Poly(thio-1,4-phenylene) (PPS) is an important engineering plastic and shows high electric conductivity when doped with  $I_2$  or  $AsF_5$  [1-2]. The selenium-containing polyaromatics should also be potentially suitable as a backbone for electroactive polymers because of the increased metallic character and the filled 3d orbitals of the selenium atom [3]. However, the lack of variation in the synthetic route to aryl selenides [4-5] has limited the number of polymers containing selenoarylene repeating units that are presently available. Among them are poly(seleno-1,4-phenylene) (PPSe) [6-7], poly(seleno-4,4'-biphenylene) [8], and poly(seleno-2,5-thienylene) [9]. The selenide bonds in these polymers were produced either from aryl halides and selenium nucleophiles such as sodium selenides and selenophenolates, or from selenium electrophiles such as arylselenenyl halides [10]. Attempts have also been made to find an easy and general method to synthesize diaryl selenides using elemental selenium and aryl donors such as Grignard reagents, aryl diazonium and iodonium salts, and arylbismuthine derivatives (11), but their inherent low conversions have impeded application to polymer synthesis.

On the other hand, we have developed the chemistry to prepare PPS from prepolymers containing alkylsulfoniophenylene units by the dealkylation of the

---

\*Corresponding author.

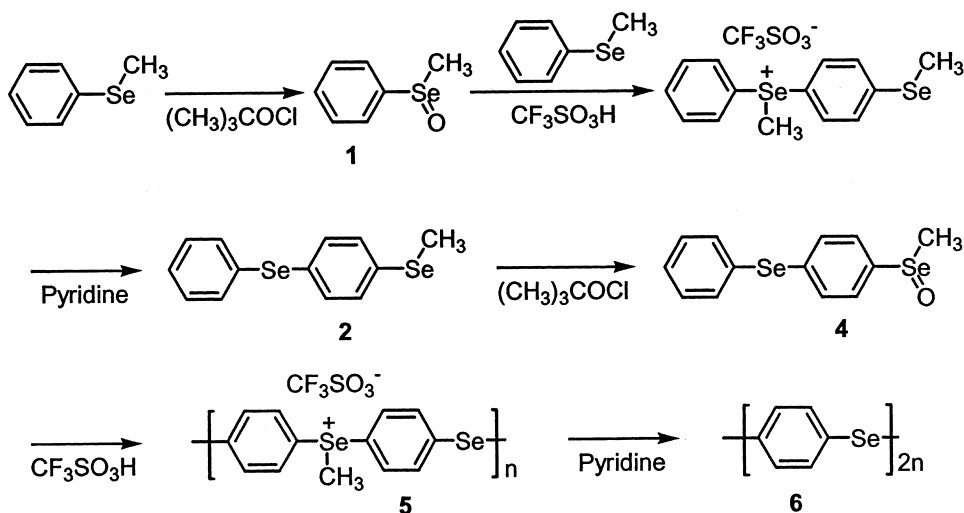
sulfonium moieties using nucleophilic reagents such as pyridine [12]. In particular, we have established that methyl 4-(phenylthio)phenyl sulfoxide undergoes self-polycondensation in  $\text{CF}_3\text{SO}_3\text{H}$  under suitable conditions to produce high molecular-weight poly(methylsulfonio-1,4-phenylene triflate) ( $\text{PPS}^+$ ) in 100% yield [13-14]. The protonated sulfoxide (hydroxyl methyl phenyl sulfonium cation) electrophilically attacks the terminal phenyl ring (Swern reaction of aryl sulfoxides [15]) to exclusively produce linear and high molecular-weight  $\text{PPS}^+$ . Interestingly,  $\text{PPS}^+$  is highly soluble in organic polar solvents [16-17].

We hypothesized that the similar reaction should take place using selenium analogues. Here, we report a convenient method to produce aryl selenides by the Swern condensation of alkyl selenoxides followed by the nucleophilic dealkylation of the resulting selenonium salts, and describe our successful attempts to synthesize  $\text{PPSe}$  from selenoanisole (Scheme 1). This research may inspire studies on the synthesis of a variety of aromatic polymers containing selenide bonds.

## EXPERIMENTAL

### Materials

Commercial reagents of selenophenol, methyl iodide, *tert*-butyl hypochlorite and deuterated solvents were used as received. The other solvents were purified by distillation prior to use. Selenoanisole was quantitatively obtained by the condensation of selenophenol with methyl iodide in  $\text{H}_2\text{O}$  in the presence of  $\text{NaOH}$ . Methyl phenyl sulfoxide was prepared by the oxidation of thioanisole with  $\text{H}_2\text{O}_2$  in the presence of  $\text{CH}_3\text{COOH}$  as previously described (12).



Scheme 1.

## Measurements

$^1\text{H}$  and  $^{13}\text{C}$  NMR spectra were recorded on a JEOL JNM-LA500 (500 MHz  $^1\text{H}$ , 125 MHz  $^{13}\text{C}$ ) spectrometer with chemical shifts downfield from tetramethylsilane as the internal standard. Infrared spectra were obtained using a Jasco FT-IR 5300 spectrometer with potassium bromide pellets. Thermogravimetry and differential thermal analysis were performed using a Seiko TG-DTA 220 instrument at a heating rate of  $10^\circ\text{C}/\text{min}$  under nitrogen at a flow rate of 300 mL/min. A 5 mg sample was used for each thermal analysis. Molecular weight measurement was done by gel permeation chromatography (GPC) at  $210^\circ\text{C}$  using a Senshu Kagaku VHT-GPC SSC-7000 system equipped with a UV detector set at 365 nm. 1-Chloronaphthalene was used as an eluent. Calibration was done with polystyrene standards. Elemental analyses were performed using a Perkin-Elmer PE-2400 II and a Metrohm 645 multi-DOSIMAT. Two parallel analyses were performed for each sample. Mass spectra were obtained using a Shimadzu GCMS-QP5050 spectrometer.

## Synthesis

### Methyl Phenyl Selenoxide (**1**)

Oxidation of selenoanisole to the corresponding selenoxide was accomplished by the previous method (18) with slight modifications as follows: to the solution of selenoanisole (0.17 g, 1.0 mmol) in  $\text{CH}_2\text{Cl}_2$  (30 mL) was added pyridine (0.08 g, mmol) and methanol (0.16 g, 5.0 mmol). The mixture was kept at  $0^\circ\text{C}$  under dry  $\text{N}_2$ . The solution of *tert*-butyl hypochlorite (0.11 g, 1.0 mmol) in  $\text{CH}_2\text{Cl}_2$  (5 mL) was slowly added to the mixture which was then stirred for 40 minutes at  $0^\circ\text{C}$ . The addition of the solution of NaOH (0.08 g, 2.0 mmol) in  $\text{H}_2\text{O}$  (5 mL) followed by separation of the organic layer and purification by silica-gel column chromatography using  $\text{CHCl}_3$  as an eluent afforded methyl phenyl selenoxide (**1**) in 80% isolated yield.

IR (KBr,  $\text{cm}^{-1}$ ): 3042, 3000 (aromatic  $\nu_{\text{C-H}}$ ), 1576, 1475, 1436 ( $\nu_{\text{C=C}}$ ), 1072 ( $\nu_{\text{Se=O}}$ ), 807, 734, 688 ( $\delta_{\text{C-H}}$ ).  $^1\text{H}$  NMR ( $\text{CDCl}_3$ ):  $\delta$  = 2.63 (3H, s, methyl), 7.49–7.76 (5H, m, phenyl).  $^{13}\text{C}$  NMR ( $\text{CDCl}_3$ ):  $\delta$  = 36.4 (methyl), 125.1, 129.1, 130.7, 141.3 (phenyl). Bp:  $53\text{--}54^\circ\text{C}$ . MS: Calcd. for  $\text{C}_7\text{H}_8\text{OSe}$ , 187.10; Found ( $m/z$ ), 188 ( $\text{M}^+$ ).

### 4-(Phenylseleno)selenoanisole (**2**)

To the mixture of selenoanisole (2.7 g, 16 mmol) and **1** (3.0 g, 16 mmol) was slowly added  $\text{CF}_3\text{SO}_3\text{H}$  (4.3 mL) in the dark. The resulting solution was stirred at  $20^\circ\text{C}$  for 24 hours. The color of the solution turned from yellow to dark brown. Then, pyridine (50 mL) was added to the solution which was refluxed for 2 hours

in the dark. The addition of HCl followed by the extraction with  $\text{CHCl}_3$ , washing with  $\text{H}_2\text{O}$ , dehydration and rotary evaporation afforded 4-(phenylseleno)selenoanisole (**2**) as an orange liquid in 98% isolated yield.

IR (KBr,  $\text{cm}^{-1}$ ): 3026, 2986 (aromatic  $\nu_{\text{C-H}}$ ), 1575, 1478, 1437 ( $\nu_{\text{C=C}}$ ), 803, 739, 689 ( $\delta_{\text{C-H}}$ ).  $^1\text{H}$  NMR ( $\text{CD}_2\text{Cl}_2$ ):  $\delta$  = 2.32 (3H, s, methyl), 7.21-7.70 (9H, m, phenyl).  $^{13}\text{C}$  NMR ( $\text{CD}_2\text{Cl}_2$ ):  $\delta$  = 7.21 (methyl), 126.6, 128.0, 129.3, 130.0, 131.2, 131.8, 132.4, 133.7 (phenyl). Elemental Analysis: Calcd. for  $\text{C}_{13}\text{H}_{12}\text{Se}_2$ : C, 47.87; H, 3.71. Found: C, 48.01; H, 3.69. MS: Calcd. for  $\text{C}_{13}\text{H}_{12}\text{Se}_2$ , 326.16; found ( $m/z$ ), 326 ( $\text{M}^+$ ).

#### 4-(Phenylthio)selenoanisole (**3**)

$\text{CF}_3\text{SO}_3\text{H}$  (4.3 mL) was slowly added in the dark to the mixture of selenoanisole (2.7 g, 16 mmol) and methyl phenyl sulfoxide (2.2 g, 16 mmol). The resulting solution was stirred at  $20^\circ\text{C}$  for 24 hours. Then, pyridine (50 mL) was added to the solution which was refluxed for 2 hours in the dark. The addition of HCl followed by the extraction with  $\text{CHCl}_3$ , washing with  $\text{H}_2\text{O}$ , dehydration and rotary evaporation afforded 4-(phenylthio)selenoanisole (**3**) in 91% isolated yield.

IR (KBr,  $\text{cm}^{-1}$ ): 3057, 2919 (aromatic  $\nu_{\text{C-H}}$ ), 1580, 1476, 1437 ( $\nu_{\text{C=C}}$ ), 810, 744, 677 ( $\delta_{\text{C-H}}$ ).  $^1\text{H}$  NMR ( $\text{CD}_2\text{Cl}_2$ ):  $\delta$  = 2.25 (3H, s, methyl), 7.01-7.40 (9H, m, phenyl).  $^{13}\text{C}$  NMR ( $\text{CD}_2\text{Cl}_2$ ):  $\delta$  = 10.6 (methyl), 126.6, 129.0, 129.8, 130.5, 131.2, 134.4, 135.4, 138.7 (phenyl). Elemental Analysis: Calcd. for  $\text{C}_{13}\text{H}_{12}\text{SSe}$ : C, 55.91; H, 4.33. Found, C, 55.98; H, 4.19. MS: Calcd. for  $\text{C}_{13}\text{H}_{12}\text{SSe}$ , 279.27; found ( $m/z$ ), 279 ( $\text{M}^+$ ).

#### Methyl 4-(phenylseleno)phenyl selenoxide (**4**)

Oxidation of **2** to the corresponding selenoxide **4** was accomplished by the oxidation with *tert*-butyl hypochlorite as follows. To the solution of **2** (1.5 g, 4.6 mmol) in  $\text{CH}_3\text{OH}$  (4.6 mL) and  $\text{CH}_2\text{Cl}_2$  (4.6 mL) maintained at  $0^\circ\text{C}$  under dry  $\text{N}_2$  was slowly added *tert*-butyl hypochlorite (1.0 g, 9.2 mmol) which was stirred for 1 hour at  $0^\circ\text{C}$  in the dark. During the reaction, the solution turned from yellow to colorless. The addition of  $\text{CH}_2\text{Cl}_2$  (4.6 mL) and the saturated aqueous solution of  $\text{NaHCO}_3$  (9.2 mL) followed by the extraction with  $\text{CHCl}_3$ , washing with  $\text{H}_2\text{O}$ , dehydration and rotary evaporation afforded **4** as a colorless liquid in 80% isolated yield.

IR (KBr,  $\text{cm}^{-1}$ ): 3046, 3022 (aromatic  $\nu_{\text{C-H}}$ ), 1560, 1444, 1436 ( $\nu_{\text{C=C}}$ ), 1065 ( $\nu_{\text{Se=O}}$ ), 815, 734, 613 ( $\delta_{\text{C-H}}$ ).  $^1\text{H}$  NMR ( $\text{CD}_2\text{Cl}_2$ ):  $\delta$  = 2.56 (3H, s, methyl), 7.46-7.77 (9H, m, phenyl).  $^{13}\text{C}$  NMR ( $\text{CD}_2\text{Cl}_2$ ):  $\delta$  = 37.6 (methyl), 125.8, 126.0, 126.3, 129.0, 130.5, 131.4, 132.7, 142.9 (phenyl). Elemental Analysis: Calcd. for  $\text{C}_{13}\text{H}_{12}\text{OSe}_2$ : C, 45.63; H, 3.54. Found: C, 45.70; H, 3.64. MS: Calcd. for  $\text{C}_{13}\text{H}_{12}\text{OSe}_2$ , 342.16; Found: ( $m/z$ ), 342 ( $\text{M}^+$ ).

Poly(methylselenonio-1,4-phenyleneseleno-1,4-phenylene triflate) (**5**)

To the monomer **4** (1.0 g, 2.9 mmol),  $\text{CF}_3\text{SO}_3\text{H}$  (0.4 mL) at r.t. in the dark was slowly added. The resulting solution was stirred for 48 hours. During the polymerization, the solution turned from light yellow to dark brown. The resulting viscous solution was then poured into diethyl ether in the dark to precipitate the product which was collected by filtration, washed with diethyl ether and  $\text{H}_2\text{O}$ , and dried under vacuum to give poly(methylselenonio-1,4-phenyleneseleno-1,4-phenylene triflate) (**5**) as a white powder in 80% yield.

IR (KBr,  $\text{cm}^{-1}$ ): 2900 (methyl  $\nu_{\text{C-H}}$ ), 1563, 1477, 1421 ( $\nu_{\text{C=C}}$ ), 1255, 640 ( $\nu_{\text{C-F}}$ ), 1164, 1031 ( $\nu_{\text{SO}_3}$ ), 803 ( $\delta_{\text{C-H}}$ ).  $^1\text{H}$  NMR (acetone- $d_6$ ):  $\delta$  = 3.81 (3H, s, methyl), 7.87 (4H, d, phenyl), 8.27 (4H, d, phenyl). Elemental Analysis: Calcd. for  $\text{C}_{14}\text{H}_{11}\text{F}_3\text{O}_3\text{SSe}_2$ : C, 35.46; H, 2.34. Found: C, 35.98; H, 2.25.

Poly(seleno-1,4-phenylene) (**6**)

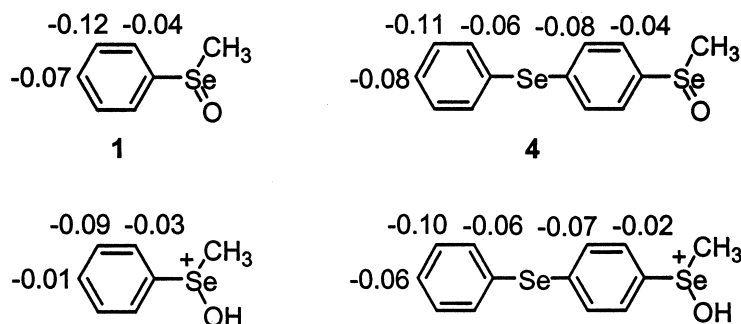
The polyselenonium **5** (0.5 g) was dissolved in pyridine (50 mL) which was refluxed in the dark for 5 hours. After cooling, the resulting suspension was poured into  $\text{CH}_3\text{OH}$  (500 mL) to precipitate the product which was washed with  $\text{H}_2\text{O}$  and  $\text{CH}_3\text{OH}$  and dried under vacuum to give poly(seleno-1,4-phenylene) (**6**) in 98% yield as a pale brown powder.

IR (KBr,  $\text{cm}^{-1}$ ): 3055 (aromatic  $\nu_{\text{C-H}}$ ), 1563, 1473, 1379 ( $\nu_{\text{C=C}}$ ), 811, 740, 688 ( $\delta_{\text{C-H}}$ ). Elemental Analysis: Calcd. for  $\text{C}_6\text{H}_4\text{Se}$ : C, 46.48; H, 2.60; Se, 50.92. Found: C, 46.90; H, 2.00; Se, 51.1.

## RESULTS AND DISCUSSION

Methyl phenyl selenoxide (**1**) is inactive in the acid-induced electrophilic polymerization, because the protonation of the selenoxide significantly lowers the electron density of the phenyl carbons. The experimental behavior is supported by the PM3 semi-empirical MO calculation, where the carbon net charges of the hydroxyl methyl phenyl selenonium cation are more cationic and less susceptible to electrophilic substitution reaction than those of the parent compound **1** (Figure 1). On the other hand, the carbon net charges of the selenonium cation derived from **4** is less cationic, which suggests that **4** could undergo self-polycondensation in  $\text{CF}_3\text{SO}_3\text{H}$  to produce **5**.

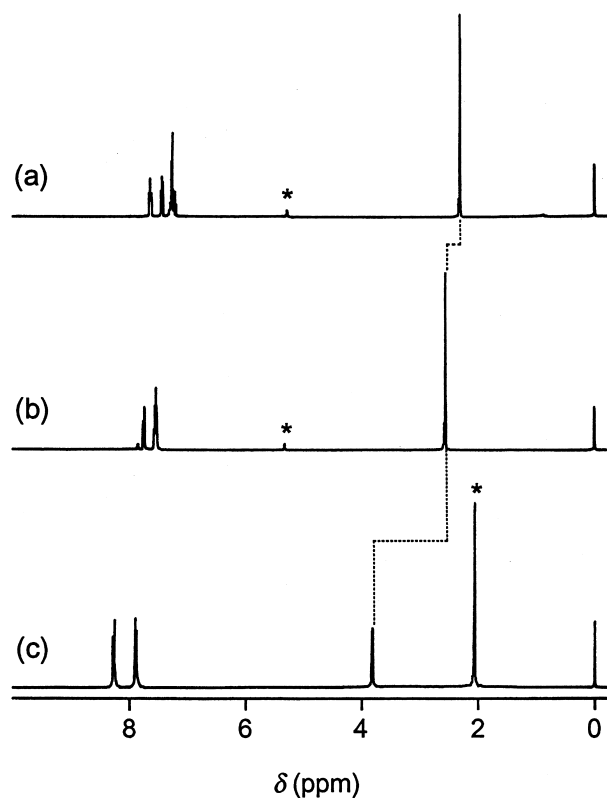
In order to prepare the monomer **4**, selenoanisole was coupled by the oxidation and Swern condensation strategies (Scheme 1). A model reaction was carried out to ensure the reactivity of selenoanisole in the electrophilic substitution using methyl phenyl sulfoxide. Superacidification of the sulfoxide in the presence of selenoanisole followed by the treatment with pyridine effected the high yielding conversion to produce **3** (see Experimental section), which prompted us to examine the condensation of selenoxides.



**Figure 1.** Carbon net charges of selenoxides **1** and **4** and the corresponding hydroxyselenonium cations.

Selenoanisole was oxidized to **1** using several oxidants such as  $\text{H}_2\text{O}_2$ , *N*-chlorosuccinimide,  $\text{NaIO}_4$ ,  $\text{HNO}_3$ , and *tert*-butyl hypochlorite [18]. Among these, *tert*-butyl hypochlorite most efficiently gave the selenoxide without the formation of undesired by-products such as selenone. The selenide dimer **2** was obtained easily by the condensation of selenoanisole and **1** in  $\text{CF}_3\text{SO}_3\text{H}$  followed by the treatment of the resulting selenonium cation with pyridine. The oxidation of **2** to the monomer **4** was also accomplished using *tert*-butyl hypochlorite. Polymerization of **4** was carried out in  $\text{CF}_3\text{SO}_3\text{H}$  at room temperature to produce the polyselenonium **5** as a white powder which was soluble in polar organic solvents such as acetone and acetonitrile. A homogeneous and transparent film could be prepared by casting the solution. The structure of the polymer was confirmed by  $^1\text{H}$  (Figure 2(c)) and IR spectra (Figure 3(a)) and elemental analysis. The doublet signals at 7.87 and 8.27 ppm and a singlet peak at 3.81 ppm in the  $^1\text{H}$  NMR spectrum were assigned to the methylselenonio-1,4-phenyleneseleno-1,4-phenylene unit that provided good support for the linear structure. The end selenophenyl groups of the polymer chain were not detected in the  $^1\text{H}$  NMR spectra, which indicated the high molecular weight (*vide infra*). The  $^1\text{H}$  NMR spectra (Figure 2) revealed that the  $\text{CH}_3\text{Se}(\text{O})$ - atoms in **4** are deshielded by 0.24 ppm compared to the  $\text{CH}_3\text{Se}$ - atoms in **2**. The magnitude of the deshielding is even larger for the selenonio group. In fact, a deshielding effect of 1.25 ppm was observed for the methyl protons in **5** relative to those in **4** revealing the stronger electron-withdrawing character of the selenonio group, which rationalized that polymerization did not proceed from **1**.

We previously reported that the superacidified reaction of aromatics with a selenic acid led to the formation of polyselenonium (19). Poly(phenylselenonio-1,4-phenyleneseleno-1,4-phenylene triflate) was thus obtained by the polycondensation of diphenyl selenide and benzeneselenic acid in  $\text{CF}_3\text{SO}_3\text{H}$ . However, the triphenylselenonio group was inactive to nucleophiles, and could not be converted to a diphenylseleno group even by treating with refluxing  $\text{NaOH}$  aqueous solution or pyridine, in contrast to the methyldiphenylselenonio group. On the other hand, the polymer **5** was easily converted to PPSe (**6**) by the nucleophilic demethylation



**Figure 2.**  $^1\text{H}$  NMR spectra of (a) **2** in  $\text{CD}_2\text{Cl}_2$ , (b) **4** in  $\text{CD}_2\text{Cl}_2$  and (c) **5** in acetone- $d_6$ . Residual proton signals in the deuterated solvents are shown with asterisks.

of the selenonio group using pyridine. The product was a pale brown powder which was insoluble in any solvent at room temperature. The molecular weight was determined by GPC using 1-chloronaphthalene at  $210^\circ\text{C}$  as eluent to be  $M_n = 5300$  and  $M_w = 7800$ . IR spectrum of the product was almost superimposable on that reported for PPS (Figure 3(a)); the disappearance of peaks near  $2900$ ,  $1260$ , and  $640\text{ cm}^{-1}$  ascribed to the stretchings of methyl, sulfonate, and trifluoromethyl groups in **5**, respectively, established the conversion to **6** upon the treatment with pyridine. Although a further characterization was impeded by the lack of solubility of the product, the IR spectrum and the elemental analysis clearly indicate that the demethylation went essentially to completion.

The conversion of the polyselenonium salt **5** to the selenophenylene chain **6** is also reflected in the drastic increase in the stability against thermolysis. Figure 3(b) shows the TGA curves of **5** and **6**. Polymer **5** was easily decomposed upon heating due to the weaker selenonio linkages. In contrast, polymer **6** showed the onset of decomposition near  $351^\circ\text{C}$  without darkening followed by a small amount of weight loss ( $T_{d10\%} = 453^\circ\text{C}$ ). The thermal stability of **6** was even higher than that of the previously reported PPSe prepared by the condensation of *p*-dibro-



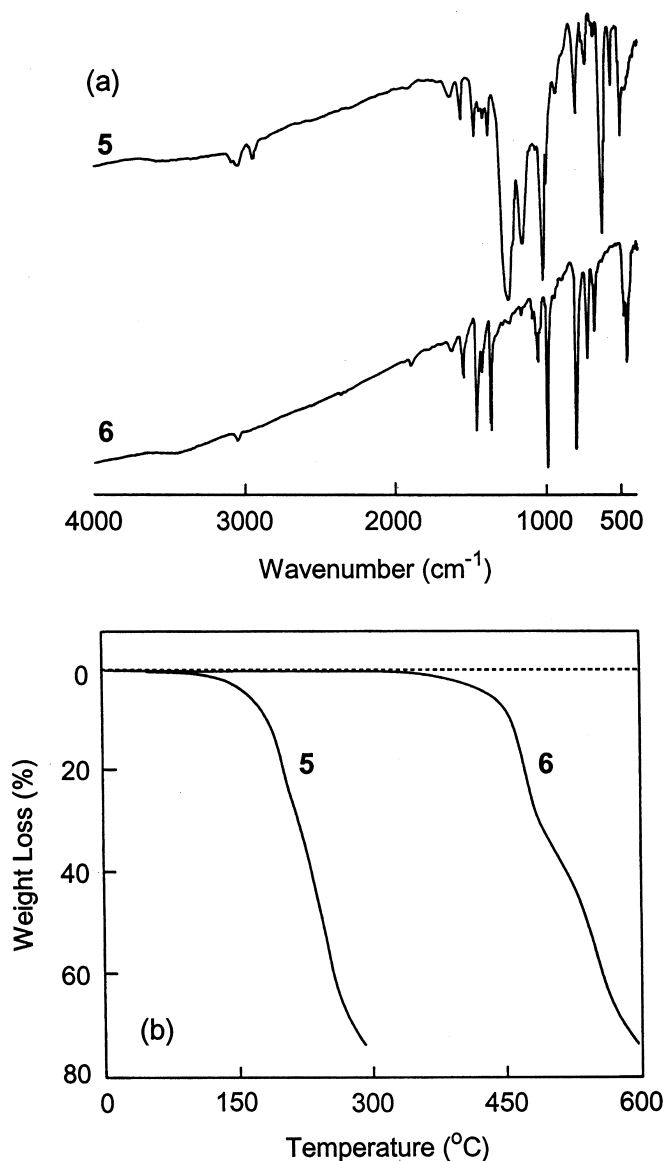


Figure 3. IR spectra (a) and TGA curves (b) of **5** and **6**.

mobenzene and sodium selenide [7], which darkened above 200°C due probably to the terminal bromo groups. While PPS<sub>e</sub> was reported to be partly crystalline [6-7], polymer **6** showed no X-ray diffraction peak and the DTA analysis showed no endothermic transition before the decomposition, revealing that it is amorphous. This is reminiscent of the formation of amorphous PPS by the polymerization at temperatures much lower than the  $T_g$  of the polymer [12-13]. Further characterization of **6** including the annealing behavior and electric conductivity upon doping is the subject of our continuous research.

## ACKNOWLEDGMENTS

This work was partially supported by a Grant-in-Aid for Scientific Research (No. 11650878) from the Ministry of Education, Science, Sports and Culture, Japan. E. T. is a CREST Investigator for the Japan Science and Technology Corporation (JST).

## REFERENCES

1. Baughman, R.M.; Brédas, J.L.; Chance, R.R.; Elsenbaumer, R.L.; Shacklette, L.W. *Chem. Rev.* **1982**, *82*, 209.
2. Elsenbaumer, R.L.; Shacklette, L.W.; Sowa, J.M.; Baughman, R.H. *Mol. Cryst. Liq. Cryst.* **1982**, *83*, 229.
3. Cotton, F.A.; Wilkinson, G. *Advanced Inorganic Chemistry, 4th ed.*; Interscience: New York, 1987.
4. *The Chemistry of Organic Selenium and Tellurium Compounds*; Patai, S.; Rappoport, Z., Eds.; John Wiley & Sons: New York, 1986.
5. Paulmier, C. *Selenium Reagents and Intermediates in Organic Synthesis* Baldwin, J.E., Ed.; Pergamon Press: Oxford, 1986.
6. Jen, K.Y.; Lakshmikantham, M.V.; Albeck, M.; Cava, M.P.; Huang, W.S.; MacDiamid, A.G. *J. Polym. Sci. Polym. Lett. Ed.* **1983**, *21*, 441.
7. Sandman, D.J.; Rubner, M.; Samuelson, L. *J. Chem. Soc. Chem. Commun.* **1982**, 1133.
8. Tanaka, S.; Sato, M.; Kaeriyama, K.; Kanetsura, H.; Kato, M.; Suda, Y. *Makromol. Chem. Rapid Commun.* **1983**, *4*, 231.
9. Cava, M.; Lakshmikantham, M.V.; Jen, K.Y.; Benfaremo, N.; Huang, W.S.; MacDiamid, A.G. *Polym. Prepr. ACS* **1983**, *24*, 251.
10. March, J. *Advanced Organic Chemistry, 4th ed.*; John Wiley & Sons: New York, 1992.
11. Arnauld, T.; Barton, D.H.R.; Normant, J.-F. *J. Org. Chem.* **1999**, *64*, 3722.
12. Yamamoto, K.; Shouji, E.; Nishide, H.; Tsuchida, E. *J. Am. Chem. Soc.* **1993**, *115*, 5819.
13. Tsuchida, E.; Shouji, E.; Yamamoto, K. *Macromolecules* **1993**, *26*, 7144.
14. Yamamoto, K.; Kobayashi, S.; Shouji, E.; Tsuchida, E. *J. Org. Chem.* **1996**, *61*, 1912.
15. Mancuso, A. J.; Swern, D. *Synthesis* **1981**, 165.
16. Tsuchida, E.; Yamamoto, K.; Miyatake, K.; Nishimura, Y. *Angew. Chem. Int. Ed.* **1996**, *35*, 2843.
17. Miyatake, K.; Oyaizu, K.; Nishimura, Y.; Tsuchida, E. *Macromolecules* **2001**, *34*, 1172.
18. Kobayashi, M.; Ohkubo, H.; Shimizu T. *Bull. Chem. Soc. Jpn.* **1986**, *59*, 503.
19. Miyatake, K.; Ishikawa, T.; Tsuchida, E. *Macromolecules* **1999**, *32*, 4497.

Received May 1, 2001